



* All images are for illustrative purposes only.

LG SuperSign^{Cloud}

Amplify Ambience with Cloud-Based Content Management Solution



Download
LG Digital Connect
Mobile App
Google Play



www.lg-informationdisplay.com
www.youtube.com/c/LGCommercialDisplay
www.facebook.com/LGInformationDisplay
www.linkedin.com/company/lginformationdisplay

LG may make changes to specifications and product descriptions without notice.
 Copyright © 2025 LG Electronics Inc. All rights reserved. "LG Life's Good" is a registered trademark of LG Corp.
 The names of products and brands mentioned here may be the trademarks of their respective owners.



Cloud
Solution



Device
Management



Content
Management

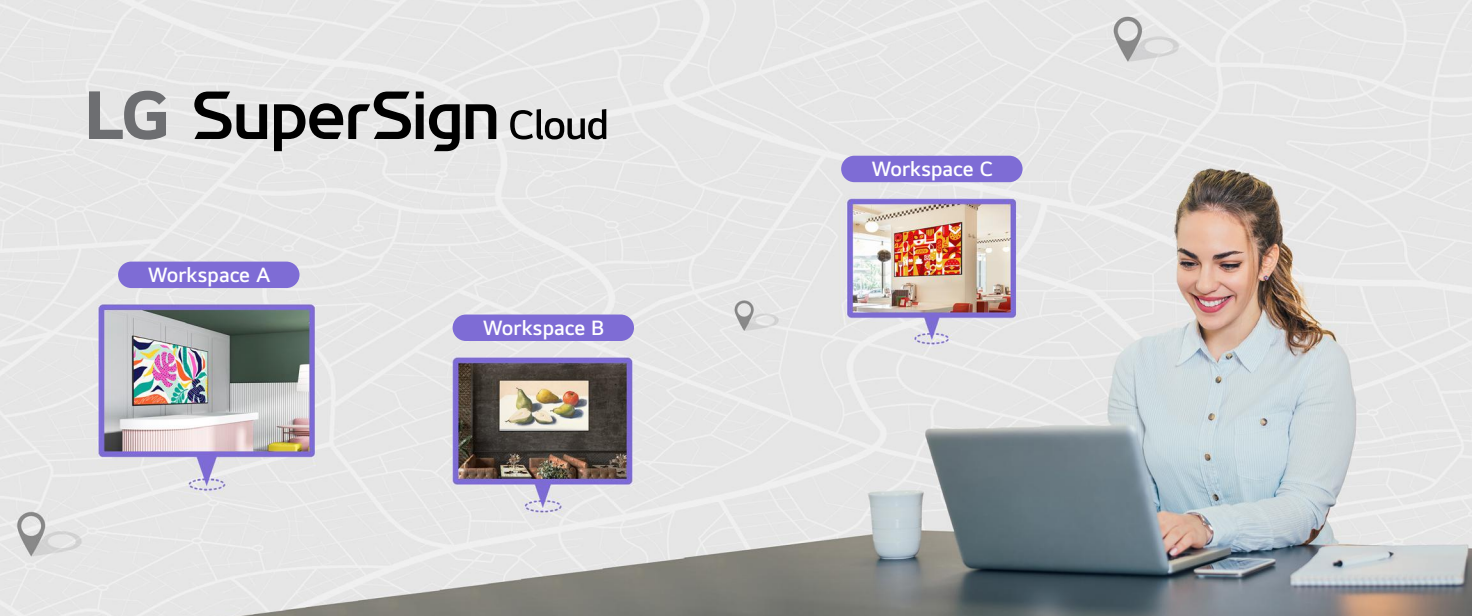


Professional
Content Partners



Analytics

LG SuperSign Cloud



LG SuperSign Cloud is a cloud-based content management solution(CMS) for integrated digital signage management. Through LG SuperSign Cloud, users can remotely control multiple displays*, create and distribute content tailored to each space anytime anywhere without being restricted by time and location**.

* Compatible with LG signage (webOS 4.0 and above) and devices with Android 9, 10 or 11 or Windows 10 or 11 version that has 'SuperSign Cloud Player' installed. Upon purchasing an LG SuperSign Cloud license, the 'SuperSign Cloud Player' installation file will be provided within the SuperSign Cloud platform. The applicability of the solution may vary by product, and support may be limited for certain webOS 4.0 and above signage models. For details, please check with your local sales team.

** Since LG SuperSign Cloud is a cloud-based solution, it may be affected by network conditions.

KEY FEATURES OF LG SUPERSIGN CLOUD

Content Management	Additional Features*
Home - Quick Access to Content Creation	Art Lounge - Digital Art Collection
Analytics - Playback History	Add-On Services - Design Template - Art Content - Background Music - Infotainment - Audience Measurement - Multi POS System
Content - Content Editor - Template / Widgets	* Additional features may require a separate paid subscription.
Schedule - Drag & Drop Scheduling	
Device Management	Settings
Home - Quick Access to Content Creation - Device Status	Role Management - Create / Assign Roles
Analytics - Playback History	Tag Management - Create / Manage Tags
Rules - Automatic Activation via Trigger-Based Device Control	
Videowall - Single/Multi Device Sync	

CONTENT MANAGEMENT

By utilizing a content management software solution, LG SuperSign Cloud, businesses can reduce the time spent on aggregating separate sources for content creation. LG SuperSign Cloud is a software solution that provides various efficient content management features with flexible editing functions for users to create and distribute content on their signage displays effortlessly.

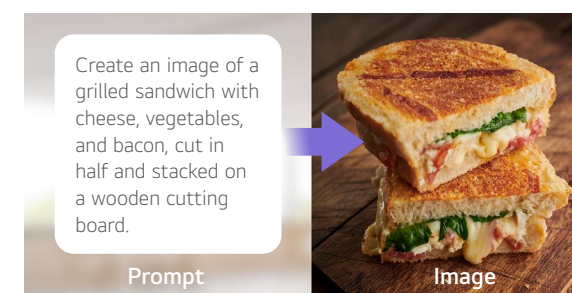
CONTENT CREATION

LG SuperSign Cloud is an efficient content management software solution(CMS) that offers the flexibility of content creation. This software solution provides easy-to-use content creating tools, for users to intuitively edit content using drag & drop interface as well as various types of design templates tailored to each space and add widgets such as date, time, weather and more.

Drag & Drop Editing	Various Resources	Designer Templates
<p>Intuitive editing by adding various items to the canvas using drag & drop</p>	<p>Gen AI Element Widget</p> <p>Provided with various resources such as Gen AI, Element, and Widgets</p>	<p>User-friendly templates for fast and easy creation</p>

AI IMAGE GENERATION, GEN AI*

LG SuperSign Cloud's Gen AI feature significantly streamlines the image creation process. This advanced AI automatically generates high-quality images based on user prompts, making it ideal for tasks such as image editing and resizing.



Output a newly created image based on prompt



Outpainting to expand image content with the original image

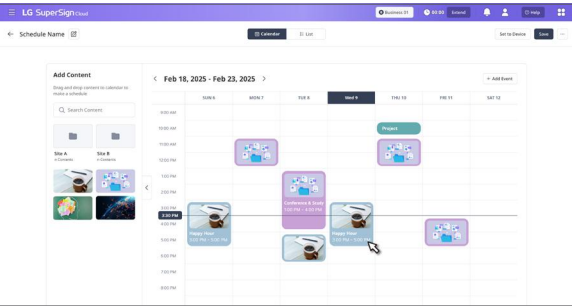
* GEN AI feature is only available with LG SuperSign Cloud 'Art Lounge', and 'Premium' License.

* All images are for illustrative purposes only.

CONTENT DISTRIBUTION

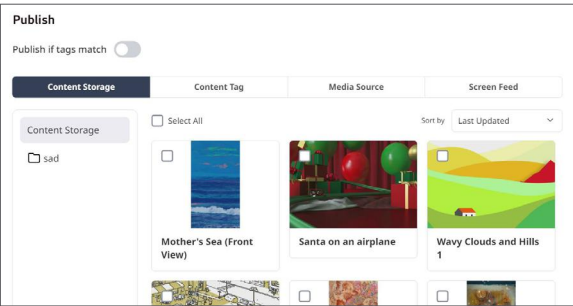
It is easy to use the content distribution features of LG SuperSign Cloud. With various user-friendly functions provided by this software solution, users can conveniently create and manage content distribution schedules at their preferred times.

DRAG & DROP SCHEDULES



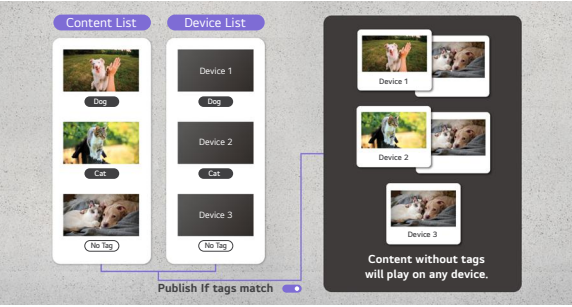
Convenient to add content to calendar from content storage by drag & drop

PUBLISH



Quick and easy to deploy by specifying only the device and content without any additional settings

PUBLISH IF TAGS MATCH



Available to selectively distribute content matched to each device based on tag settings

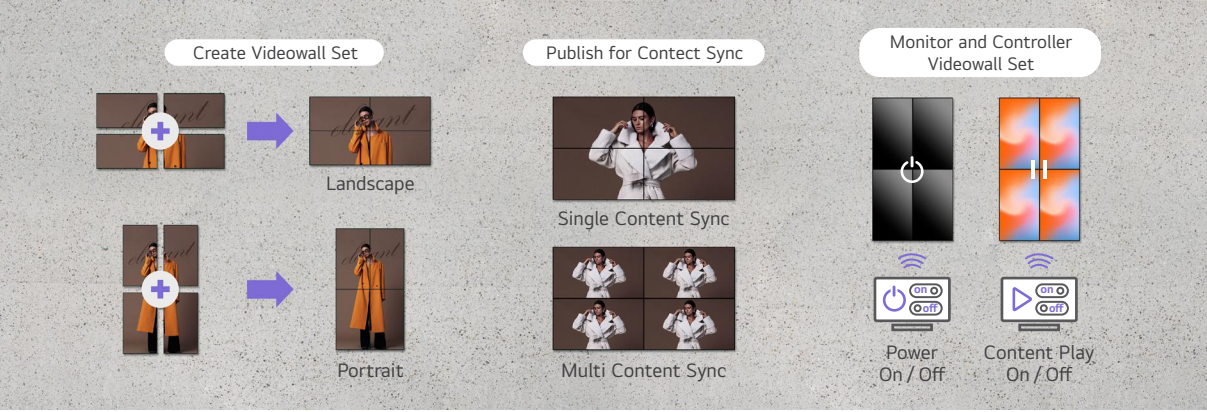
* The availability of this feature may vary depending on the device model.

RULES SETTING



Available to automate content deployment and device control by setting trigger conditions

VIDEOWALL



LG SuperSign Cloud videowall feature simplifies management with various synchronization modes, allowing operation as one expansive display or four independent ones. Thus, users can remotely monitor and control their videowall to manage power settings and content playback.

PROFESSIONAL CONTENT PARTNERS

Professional content partner features are provided with 'Add-On Services'.

* These features can be utilized with additional subscription.

DESIGN TEMPLATE

DsMenu

postermymwall

ART CONTENT

ArtPlayer

BACKGROUND MUSIC

WANTREEZ MUSIC

AUDIENCE MEASUREMENT

FastSensor

MULTI POS SYSTEM

LINK MY POS


INFOTAINMENT

SCREENFEED

SpaceVision

ART LOUNGE

Elevate each space with a curated artistic atmosphere through diverse art collections. The 'Art Lounge*' feature in LG SuperSign Cloud allows users to easily select and display desired artworks across digital signage displays.



* For LG SuperSign Cloud users with Basic, Standard, or Premium licenses, additional points must be purchased to use artwork content from Art Lounge. However, users with the Art Lounge license can use all artwork content unlimitedly without extra cost.



DEVICE MANAGEMENT

With the ‘Home’ and ‘Analytics’ menus available in LG SuperSign Cloud, users can easily view detailed information about content storage usage and device status.

HOME

Effortlessly access valuable data and use quick access features for greater convenience.

Content

- Remaining Usage of Total Content Storage
- List of ‘Add-On Services’ Installed

Quick Button (Frequent Features)

- Upload Content
- Create Content
- Create Playlist
- Create Schedule

Device Status

- Device Connection Status

Recent Activity

- Log of Recent Content Activities

ANALYTICS

Various reports on device status and content usage data are deliverable. Based on this information, user can find insights on better customer service and efficient business management.

Device Report

- Report of Playback History by Device

Status Report

- Report of Device Status Statistics

Content Report

- Report of Playback History by Content

Content Effect

- Analysis of the Impact of Specific Content on Sales

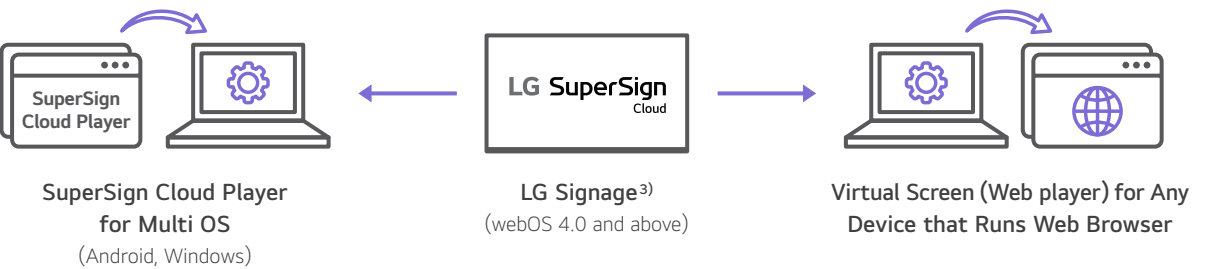
MULTI-DEVICE CONTROL

All devices linked to the LG SuperSign Cloud are listed on the [Devices] tab. It allows users to quickly view detailed information such as display thumbnails, model names, and IP addresses. In addition, users can control the devices using advanced control options or the ‘Quick Controller’ to easily modify commonly used settings.



COMPATIBLE DEVICES

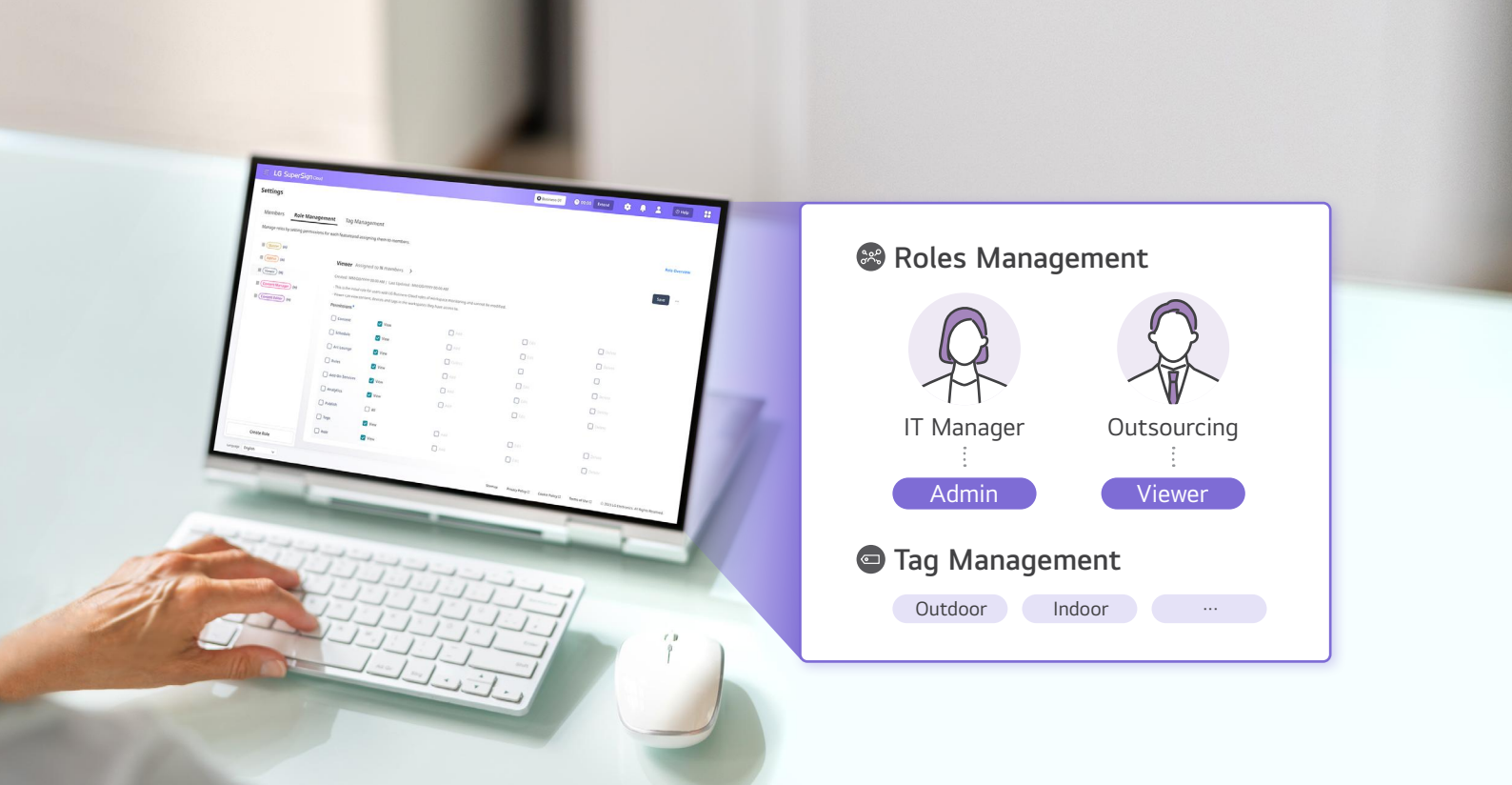
LG SuperSign Cloud is compatible with LG Signage supported by webOS 4.0 and above, as well as Windows/Android OS¹⁾ device that have ‘SuperSign Cloud Player’ installed. This software solution provides a ‘Virtual Screen (web player)’ feature that allows users to distribute content on a device that device with a web browser²⁾.



¹⁾ For Android and Windows devices, ‘SuperSign Cloud Player’ must be installed before use, and only Android 9, 10 or 11 and Windows 10 or 11 devices are supported.

²⁾ Users can create content using the ‘Virtual Screen’ feature and deliver it to devices with a web browser (PC versions of Chrome 53 or higher are supported).

³⁾ The applicability of the LG SuperSign Cloud may vary by product, and support may be limited for certain webOS 4.0 and above signage models. For details, please check with your local sales team.

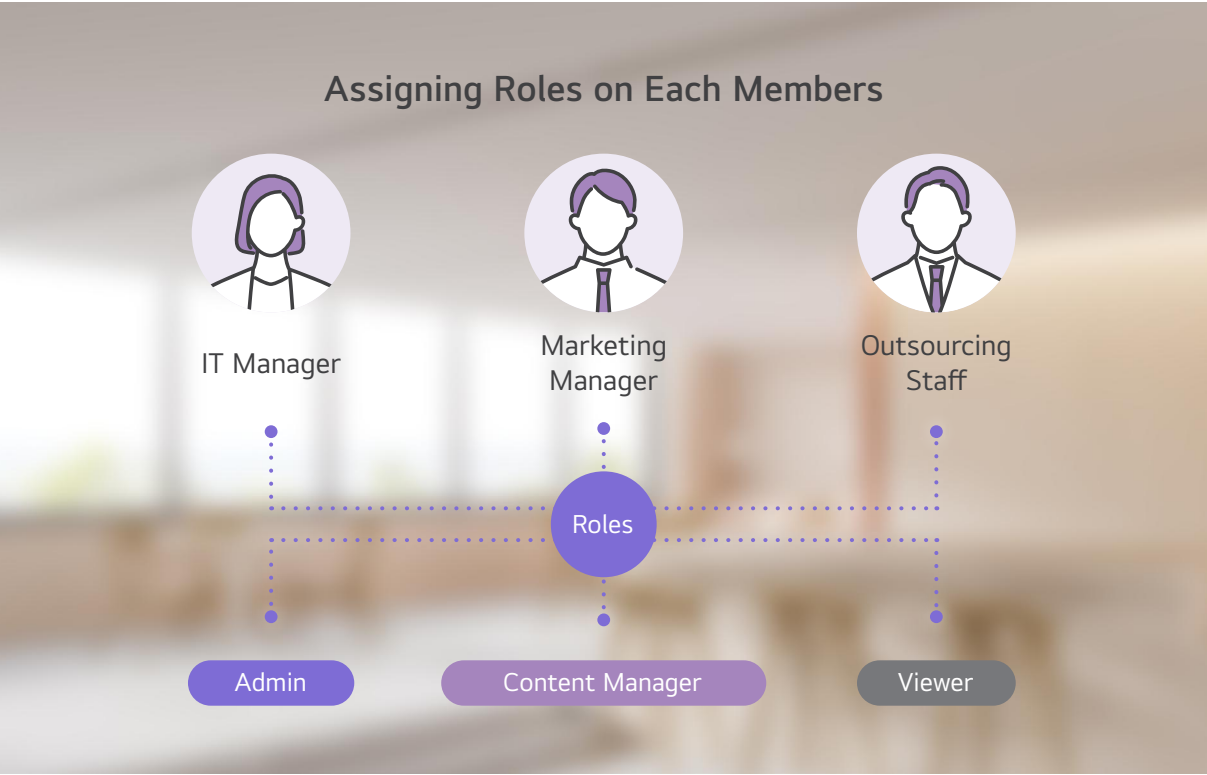


SETTINGS

LG SuperSign Cloud provides ‘Role Management’ and ‘Tag Management’ with just a few clicks for the workflow efficiency.

ROLE MANAGEMENT

The Main user of the LG SuperSign Cloud can assign 6 basic roles (Master, Admin, Viewer, Content Editor, Content Manager, Schedule Manager) to each member belonging to business site or workspace. It allows role-based access control, limiting available features for each member according to their responsibilities.



TAG MANAGEMENT

Users can monitor the overall tag list in a single view to check which tags have been assigned to each device or content. Additionally, users can group individual tags into tag groups or create a global tag that is used across the entire workspace.

Set Global Tag

Global Tag

Outdoor Indoor Standard

Workspace A Workspace B Workspace C

Create Tag Group

Region Seoul New York London

Location Cafe Hallway Lobby

Floor 1st floor 2nd floor 3rd floor

Check Tag Details

Edit Tag Name Tag Group

Delete Tag Applied Device / Content